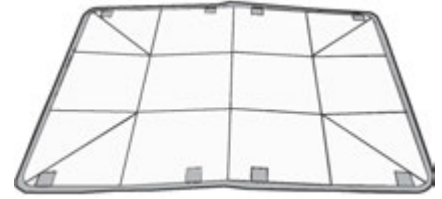


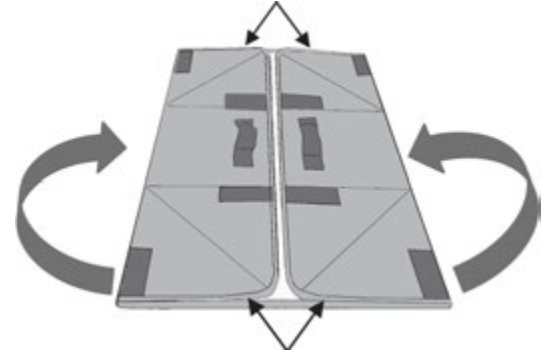
# HIGH ROAD. MatMagic™ Trunk Liner & Tote

## INSTRUCTIONS:

1) Lay MatMagic flat with shiny side up and the longest sides facing you.



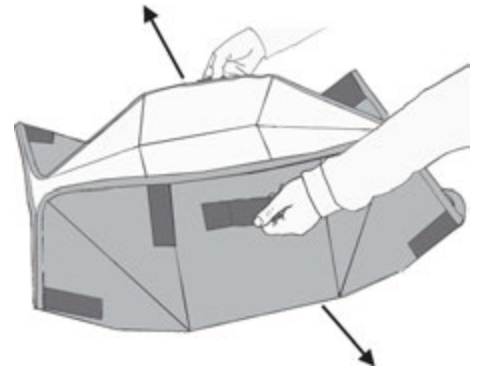
Press here to secure



and here to secure

2) Fold left and right sides in towards the center. Press the edges so the inside hook and loop fasteners grip tight.

3) Grab the 2 handles, located near the center of the MatMagic, and pull up and outwards to create the tote.



4) Press the 4 triangle flaps inside next to the walls of the tote so the hook and loop fasteners grip.

