



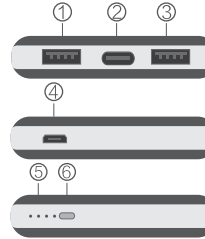
# 5000 mAh Fast Charging Power Bank



## Attention

- Do not expose charger to extreme temperatures or moist environments.
- Keep away from liquids; store in dry areas.
- Keep away from children.
- Do not disassemble or apply excessive pressure.
- Do not use charger with any device outside the mentioned output parameters.

## Product Introduction



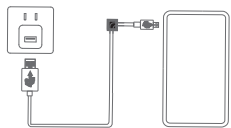
- ① USB output 1
- ② TYPE C input & output
- ③ USB output 2
- ④ Micro USB input
- ⑤ LED power indicator
- ⑥ Power button

Power Indicator	LED 1 indicates	LED 2 indicates	LED 3 indicates	LED 4 indicates
Battery status	25% ±	25%~50%	50%~75%	75%~100%

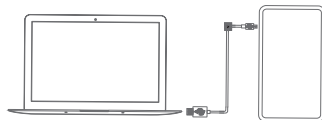
## Product Specifications

Input	USB 1 5V-2.1A TYPE C 5V-2.1A
Output	USB 1 5V-2.1A USB 2 5V-2.1A TYPE C 5V-2.1A
Cell Type	Li-Polymer Battery

### 1. Charge Power Bank




1 Connect AC adapter to Micro USB or TYPE C port on power bank for charging




2 Connect computer USB port to Micro USB or TYPE C port on power bank for charging

### 2. Charge Mobile Phones



1 Connect two phones to two USB ports on power bank to charge two phones at the same time



2 Connect TYPE C cable to TYPE C port on power bank to charge any TYPE C phones